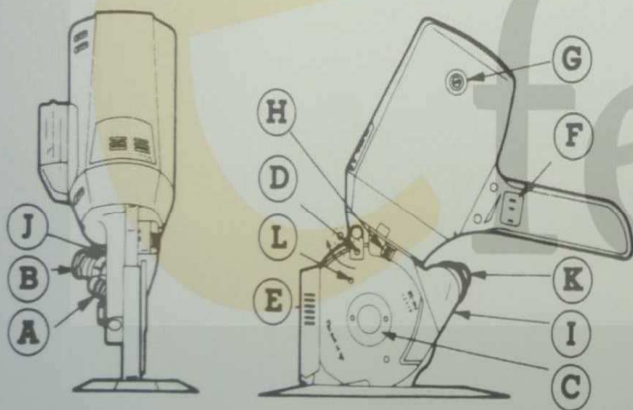


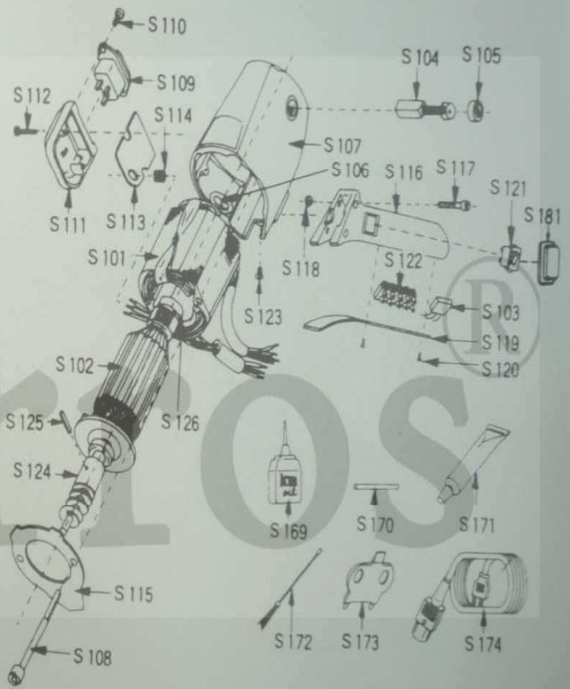


OPERATION-LUBRICATION-CARE

MODEL

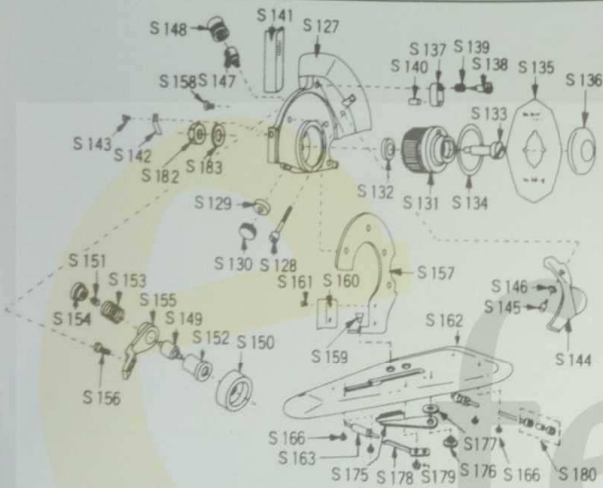


MOTOR ASSEMBLY & ACCESSORIES



Other standard accessories:
 Knife (S135) 1 pc.
 Carbon brush (S104) 1 set.
 Grinding wheel (S150) 1 pc.
 Knife oiler felt (S140) 1 pc.

STANDARD & BASE ASSEMBLY

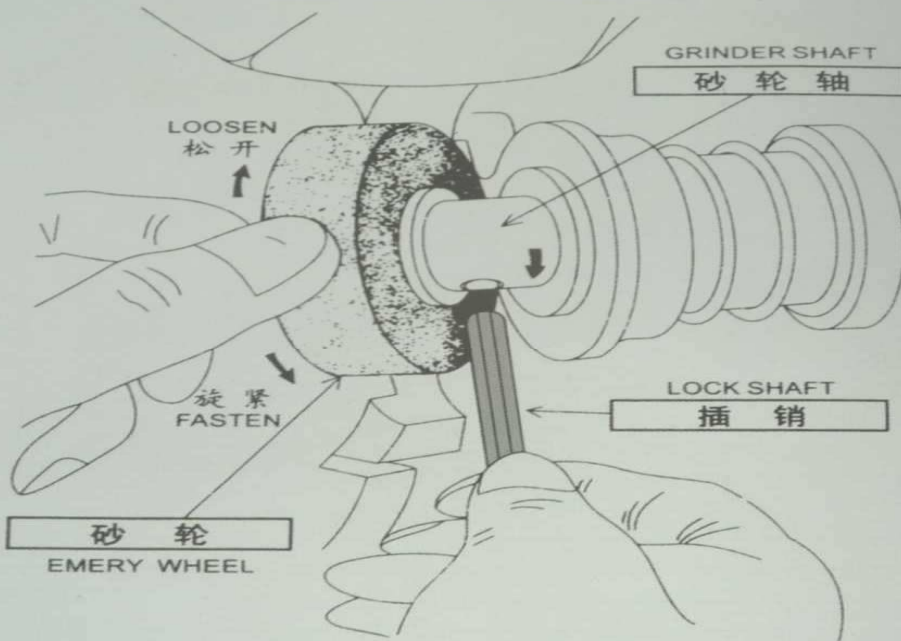


PART NO.	PART NAME	名稱
S-101	Stator	定子
S-102	Rotor	轉子
S-103	Condenser	電容器
S-104	Carbon Brush	電刷
S-105	Cap for Carbon Brush	電刷螺帽
S-106	Wave Washer	波型墊圈
S-107	Motor Cover	電機外殼
S-108	Screw for Stator	定子螺釘
S-109	Terminal	插座
S-110	Screw for Terminal	插座螺釘
S-111	Terminal Box	插座盒

PART NO.	PART NAME	名稱
S-112	Screw for T.Box	插座盒螺釘
S-113	Terminal Plate	墊片
S-114	Rubber Bushing	護套
S-115	Air Guide	擋風片
S-116	Drive Handle	手柄
S-117	Screw for Handle	手柄螺釘
S-118	Nut for Handle	手柄螺帽
S-119	Cover for Handle	手柄蓋
S-120	Screw for Cover	手柄蓋螺釘
S-121	Switch	開關
S-122	Connecting Terminal	接線端子
S-123	Screw for Earth	接地螺釘
S-124	Drive Gear	蝸杆
S-125	Roll Pin	銷
S-126	Bearing	軸承
S-127	Gear Box	機座
S-128	Screw for G. Box	機座螺釘
S-129	Drive Gear Metal	軸承
S-130	Cover for Metal	軸承蓋
S-131	Knife Gear	齒輪
S-132	Washer for Gear	墊圈
S-133	Screw for Gear	齒輪軸
S-134	Ring for Gear	O形圈
S-135	Knife(8-sided) * Round(option)	刀片
S-136	Lock Nut for Knife	緊刀螺帽
S-137	Knife Oiler	注油器
S-138	Screw for Oiler	注油器螺釘
S-139	Spring for Oiler	彈簧
S-140	Oil Felt	油毛氈
S-141	Knife Guard	護刀器
S-142	Spring for Guard	彈簧片
S-143	Screw for Spring	彈簧片螺釘
S-144	Safety Plate	防護板
S-145	Screw for Plate	防護板螺釘
S-146	Spring washer for Plate	彈性墊圈

GRINDING WHEEL REPLACEMENT GUIDE

砂輪更換說明圖



用手握住砂輪外圓，將插銷塞進砂輪軸上的孔，然後按箭頭所示的方向旋轉，鬆開旧的砂輪換上新的砂輪。

Hold the grinding wheel by hand. Insert the attached lock shaft to the hole provided in grinder shaft and turn to arrow indication. Remove used wheel and replace with new.